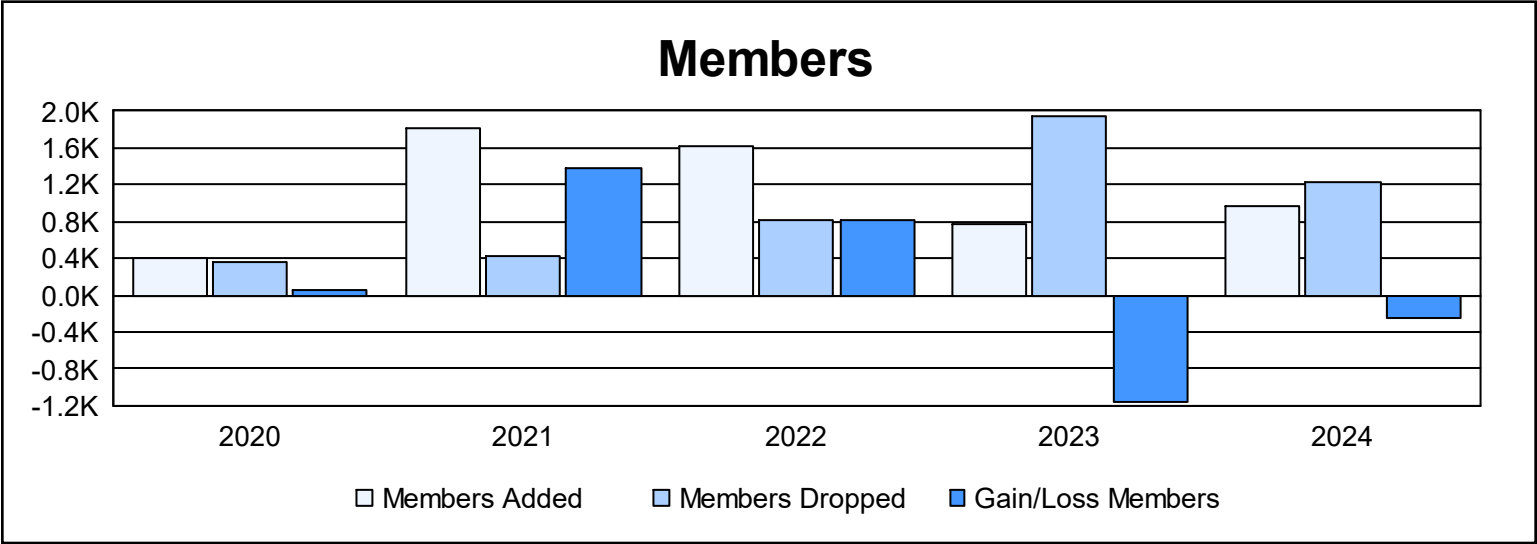
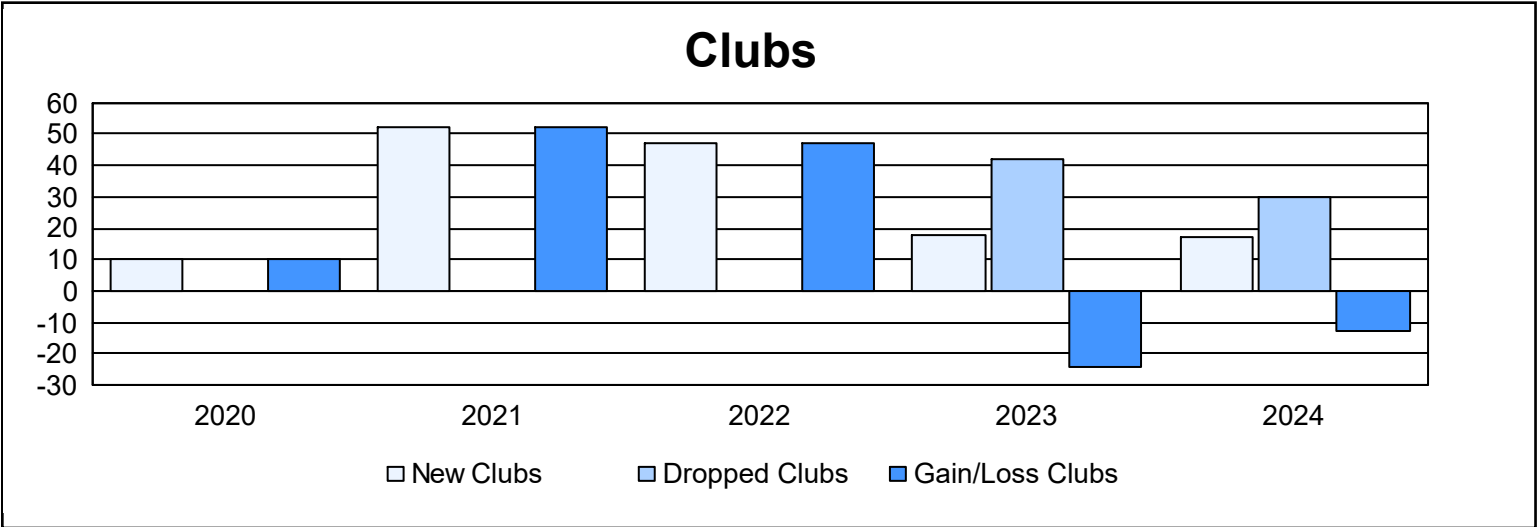
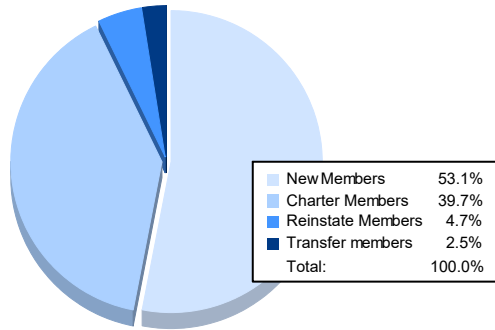


Year	New Clubs	Dropped Clubs	Gain/ Loss Clubs	New Members	Charter Members	Reinstate Members	Transfer Members	Total Member Added	Total Members Dropped	Gain/ Loss Members
2019-2020	10	0	10	143	254	9	1	407	355	52
2020-2021	52	0	52	509	1,284	9	3	1,805	415	1,390
2021-2022	47	0	47	551	1,057	11	6	1,625	809	816
2022-2023	18	42	-24	312	423	35	1	771	1,934	-1,163
2023-2024	17	30	-13	519	388	46	24	977	1,218	-241
Average	29	14	14	407	681	22	7	1,117	946	171



Membership Composition June 2024 Cumulative



Gender Composition June 2024 Cumulative

